

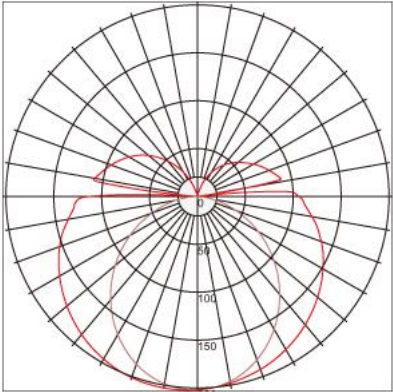


Ref. No.		
Type of luminaire	<b>Industrial Lighting</b>	<b>Industrial Batten</b>
Set model No.	<b>ABT021206</b>	
Individual model No.		
Image photo		Dimension and materials 
Type of light source	<b>LED</b>	Cut out size
Power input	<b>20 W</b>	Weight
Power voltage	<b>AC220-240V</b>	Body
Input frequency	<b>50/60Hz</b>	Reflector
Driver	<b>Integral</b>	Diffuser <b>Polycarbonate</b>
IP rating	<b>IP20</b>	Trim
Beam angle	<b>120 deg.</b>	Caseing
System lumen output	<b>2000 lm</b>	
System efficacy	<b>100.0 lm/W</b>	Photometric chart
CCT	<b>6000K</b>	
CRI	<b>70</b>	
Life time	<b>50000</b>	
Brand	<b>Panasonic</b>	
Country of origin		

Remarks