



# The new generation of energy-saving tube lighting

## Other LEDtube

Philips LEDtube integrates a LED light source into a traditional fluorescent form factor. This product is the ideal solution for uplampping in general lighting applications: it meets basic lighting requirements, offers significant energy savings, and is environmentally friendly.

### Benefits

- Reduced operational cost thanks to lower energy consumption
- Lower maintenance cost thanks to 2-3 times longer lifetime than conventional lamps
- Fastest and easiest way to upgrade existing luminaires to LED technology; completely safe product and installation process

### Features

- Highly energy-efficient
- Easy installation
- Conventional form factor to fit into existing luminaires
- No mercury

### Application

- Hospitality, retail, office, industrial and home applications

## Other LEDtube

### Versions



LEDtube G13 S14S

LEDtube 4.5 W 500 mm S14S

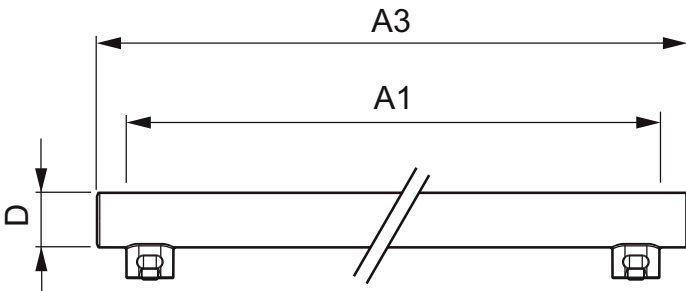
LEDtube S19

LEDtube S14D FR

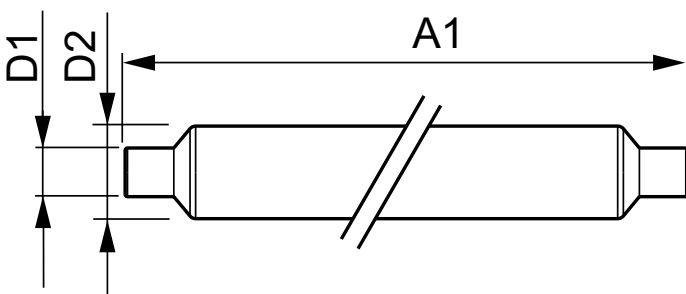


LEDtube S14D FR

### Dimensional drawing



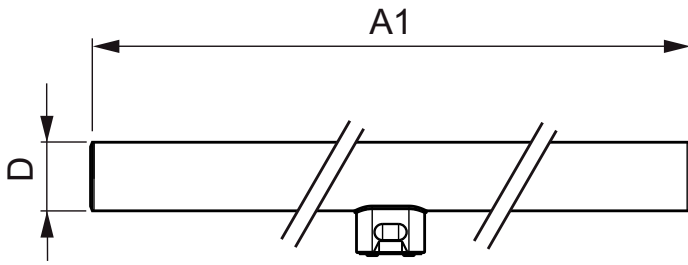
| Product                         | D     | A1       | A3       |
|---------------------------------|-------|----------|----------|
| LED 3W 300mm S14S WW ND 1CT/4   | 30 mm | 266.8 mm | 299.0 mm |
| LED 4.5W 500mm S14S WW ND 1CT/4 | 30 mm | 466.8 mm | 499.0 mm |



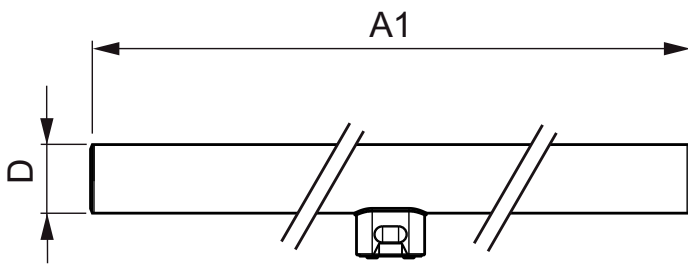
| Product                        | C      | D     |
|--------------------------------|--------|-------|
| LED 6.5W 310mm S19 WW ND 1CT/4 | 310 mm | 38 mm |

## Other LEDtube

### Dimensional drawing



| Product                         | D     | A1       |
|---------------------------------|-------|----------|
| LED 4.5W 500mm S14D WW ND 1CT/4 | 30 mm | 466.8 mm |



| Product                       | D     | A1       |
|-------------------------------|-------|----------|
| LED 3W 300mm S14D WW ND 1CT/4 | 30 mm | 266.8 mm |

#### Approval and Application

Energy Efficiency Label (EEL) A+

#### Controls and Dimming

Dimmable No

#### Operating and Electrical

Input Frequency 50 to 60 Hz

Voltage (Nom) 220-240 V

Starting Time (Nom) 0.5 s

#### General Information

Nominal Lifetime (Nom) 15000 h

Rated Lifetime (Hours) 15000 h

Switching Cycle 50000X

#### Light Technical

Color Code 827

Correlated Color Temperature (Nom) 2700 K

Color Rendering Index (Nom) 83

Lmf At End Of Nominal Lifetime (Nom) 70 %

#### Temperature

T-Ambient (Max) 45 °C

T-Ambient (Min) -20 °C

T-Storage (Max) 65 °C

T-Storage (Min) -40 °C

#### Approval and Application

| Order Code   | Full Product Name               | Energy Consumption kWh/1000 h |
|--------------|---------------------------------|-------------------------------|
| 92900116301  | LED 3W 300mm S14S WW ND 1CT/4   | 3 kWh                         |
| 92900116401  | LED 4.5W 500mm S14S WW ND 1CT/4 | 4.5 kWh                       |
| 929001126730 | LED 6.5W 310mm S19 WW ND 1CT/4  | 7 kWh                         |
| 929001249301 | LED 3W 300mm S14D WW ND 1CT/4   | 3 kWh                         |
| 929001249401 | LED 4.5W 500mm S14D WW ND 1CT/4 | 5 kWh                         |

## Other LEDtube

### Operating and Electrical

| Order Code   | Full Product Name               | Wattage    | Power (Rated) |
|--------------|---------------------------------|------------|---------------|
|              |                                 | Equivalent | (Nom)         |
| 929001116301 | LED 3W 300mm S14S WW ND 1CT/4   | -          | 3 W           |
| 929001116401 | LED 4.5W 500mm S14S WW ND 1CT/4 | -          | 4.5 W         |
| 929001126730 | LED 6.5W 310mm S19 WW ND 1CT/4  | -          | 6.5 W         |

| Order Code   | Full Product Name               | Wattage    | Power (Rated) |
|--------------|---------------------------------|------------|---------------|
|              |                                 | Equivalent | (Nom)         |
| 929001249301 | LED 3W 300mm S14D WW ND 1CT/4   | 35 W       | 3 W           |
| 929001249401 | LED 4.5W 500mm S14D WW ND 1CT/4 | 60 W       | 4.5 W         |

### General Information

| Order Code   | Full Product Name               | Cap-Base |
|--------------|---------------------------------|----------|
| 929001116301 | LED 3W 300mm S14S WW ND 1CT/4   | G13      |
| 929001116401 | LED 4.5W 500mm S14S WW ND 1CT/4 | S14S     |
| 929001126730 | LED 6.5W 310mm S19 WW ND 1CT/4  | S19      |

| Order Code   | Full Product Name               | Cap-Base |
|--------------|---------------------------------|----------|
| 929001249301 | LED 3W 300mm S14D WW ND 1CT/4   | S14D     |
| 929001249401 | LED 4.5W 500mm S14D WW ND 1CT/4 | S14D     |

### Light Technical

| Order Code   | Full Product Name               | Beam        | Luminous   |                             | Rated      |
|--------------|---------------------------------|-------------|------------|-----------------------------|------------|
|              |                                 | Angle (Nom) | Flux (Nom) | Luminous Flux (Rated) (Nom) | Beam Angle |
| 929001116301 | LED 3W 300mm S14S WW ND 1CT/4   | 140 °       | 250 lm     | 250 lm                      | 140 °      |
| 929001116401 | LED 4.5W 500mm S14S WW ND 1CT/4 | 140 °       | 375 lm     | 375 lm                      | 140 °      |
| 929001126730 | LED 6.5W 310mm S19 WW ND 1CT/4  | -           | 480 lm     | 480 lm                      | -          |

| Order Code   | Full Product Name               | Beam        | Luminous   |                             | Rated      |
|--------------|---------------------------------|-------------|------------|-----------------------------|------------|
|              |                                 | Angle (Nom) | Flux (Nom) | Luminous Flux (Rated) (Nom) | Beam Angle |
| 929001249301 | LED 3W 300mm S14D WW ND 1CT/4   | 140 °       | 250 lm     | 250 lm                      | 140 °      |
| 929001249401 | LED 4.5W 500mm S14D WW ND 1CT/4 | 140 °       | 375 lm     | 375 lm                      | 140 °      |

### Mechanical and Housing

| Order Code   | Full Product Name               | Bulb Finish |
|--------------|---------------------------------|-------------|
| 929001116301 | LED 3W 300mm S14S WW ND 1CT/4   | -           |
| 929001116401 | LED 4.5W 500mm S14S WW ND 1CT/4 | -           |
| 929001126730 | LED 6.5W 310mm S19 WW ND 1CT/4  | -           |

| Order Code   | Full Product Name               | Bulb Finish |
|--------------|---------------------------------|-------------|
| 929001249301 | LED 3W 300mm S14D WW ND 1CT/4   | Frosted     |
| 929001249401 | LED 4.5W 500mm S14D WW ND 1CT/4 | Frosted     |

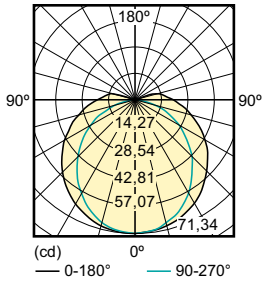
### Temperature

| Order Code   | Full Product Name               | T-Case Maximum (Nom) |
|--------------|---------------------------------|----------------------|
| 929001116301 | LED 3W 300mm S14S WW ND 1CT/4   | 35 °C                |
| 929001116401 | LED 4.5W 500mm S14S WW ND 1CT/4 | 35 °C                |
| 929001126730 | LED 6.5W 310mm S19 WW ND 1CT/4  | 45 °C                |

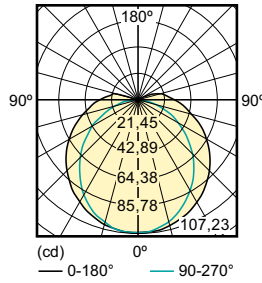
| Order Code   | Full Product Name               | T-Case Maximum (Nom) |
|--------------|---------------------------------|----------------------|
| 929001249301 | LED 3W 300mm S14D WW ND 1CT/4   | -                    |
| 929001249401 | LED 4.5W 500mm S14D WW ND 1CT/4 | -                    |

# Other LEDtube

## Light Distribution Diagrams



LEDtube 300 mm 3 W /827 S14S



LEDtube 500 mm 4.5 W /827 S14S

